

High speed door

ASSA ABLOY HS9030GAT

ASSA ABLOY
Entrance Systems

Experience a safer
and more open world



Compact airtight high speed door for cleanroom applications

The ASSA ABLOY HS9030GAT is a compact, airtight door with integrated motor for inside environments, like cleanrooms. The main features of the ASSA ABLOY HS9030GAT are:

- Medium-sized, max. 4000 x 4000 mm
- Airtight/Cleanroom applications
- Air permeability, Class 4
- Space saving design
- Inside usage
- Stainless steel 304, option galvanised steel construction
- Gravity drive system
- Opening speed up to 2,7 m/s

With its modern corrosion resistant composite cover design and integrated motor, the ASSA ABLOY HS9030GAT is the most space-efficient model in the market. The door offers perfect sealing thanks to a unique continuous curtain sealing within the side columns. Exceptional reliability and smooth operation is ensured by a frequency converter driven motor with soft start and stop functionality.

The reliable and versatile control unit ensures precise door set up and diagnostics and is enclosed in a robust steel control box. A customer friendly clear display gives a wide range of information like an easy to read cycle counter.

Break-away and Automatic Reset system

ASSA ABLOY high speed doors are equipped with a break-away and automatic reset system. The curtain reintroduces itself after a crash to reduce downtime and maintenance.

Completely safe

- Features that make our doors completely safe.
- The soft bottom profile has no rigid parts, it gives way should an obstruction be in the line of closing.
 - If the door is hit, the fabric curtain absorbs the impact and releases itself from its side guides without causing damage or being damaged itself.

Windows and vision panels

To increase the admission of daylight and visibility, the door curtain can be equipped with windows or vision panels. Windows have fixed sizes and are located on a pre-defined grid. A vision panel is always located on the full width of the door curtain.

Technical Data

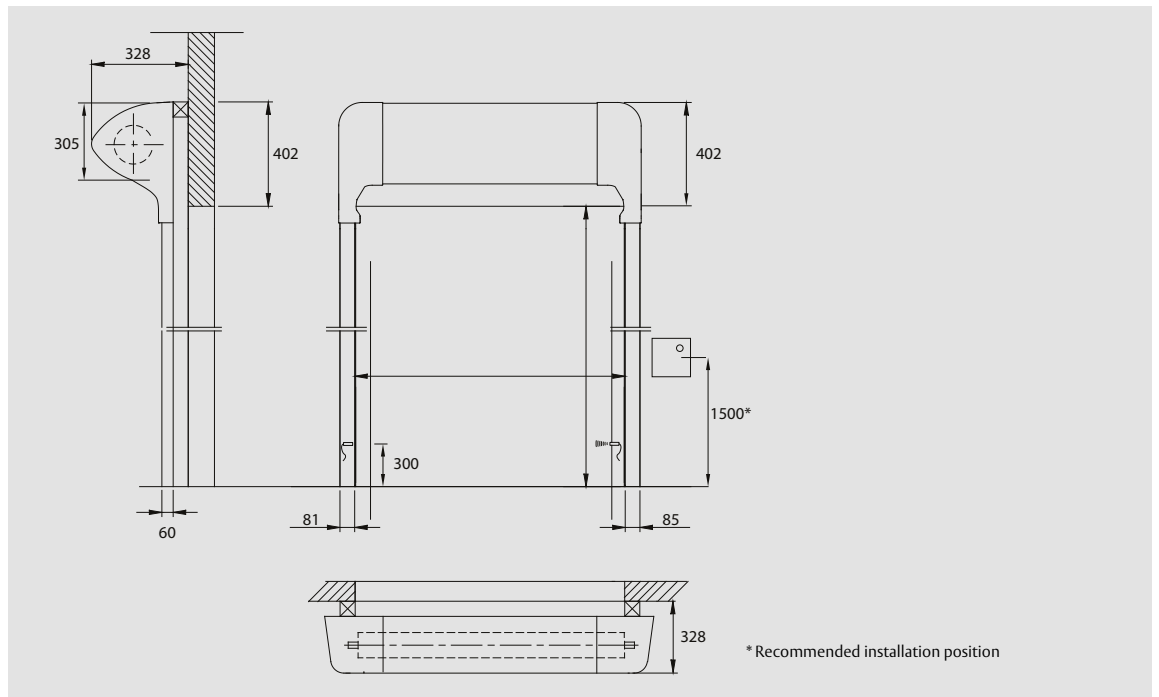
Min size (W x H)	1000 x 2000 mm
Max size (W x H) ¹⁾	4000 x 4000 mm
Operating speed ²⁾	opening: up to 2,7 m/s closing: 0,5 m/s
Wind load resistance, EN 12424	class 1 (300 N/m ²) maximum wind load while closing 50 N/m ²
Water penetration, EN 12425	class 3 (>50 N/m ²)
Air permeability, EN 12426	class 4, overpressure class 3, underpressure
Thermal transmittance	6,02 W/(m ² K)
Performance Test	1.000.000 cycles
Air Cleanliness, ISO 14644-1	class 6



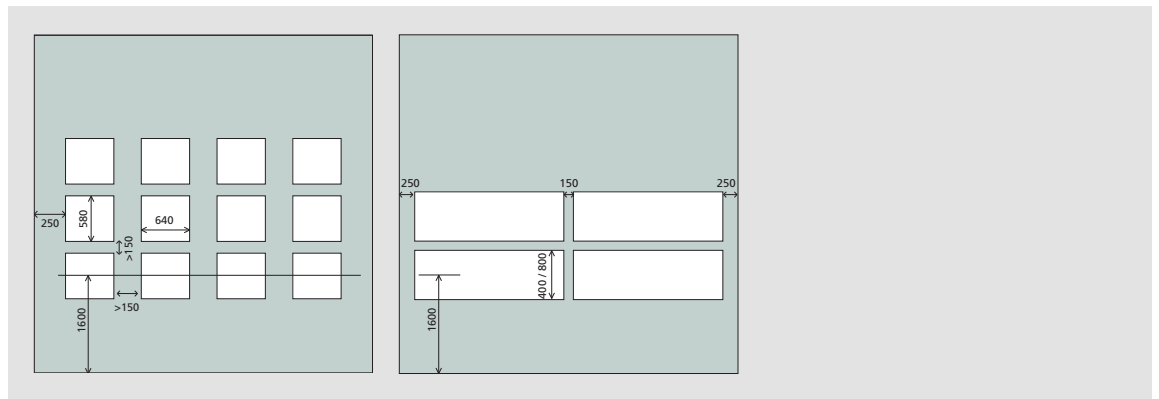
Fraunhofer
TESTED[®]
DEVICE
ASSA ABLOY
HS9030GAT
Report No. EN 1712-982

1) Other sizes available on request 2) Depending on door size

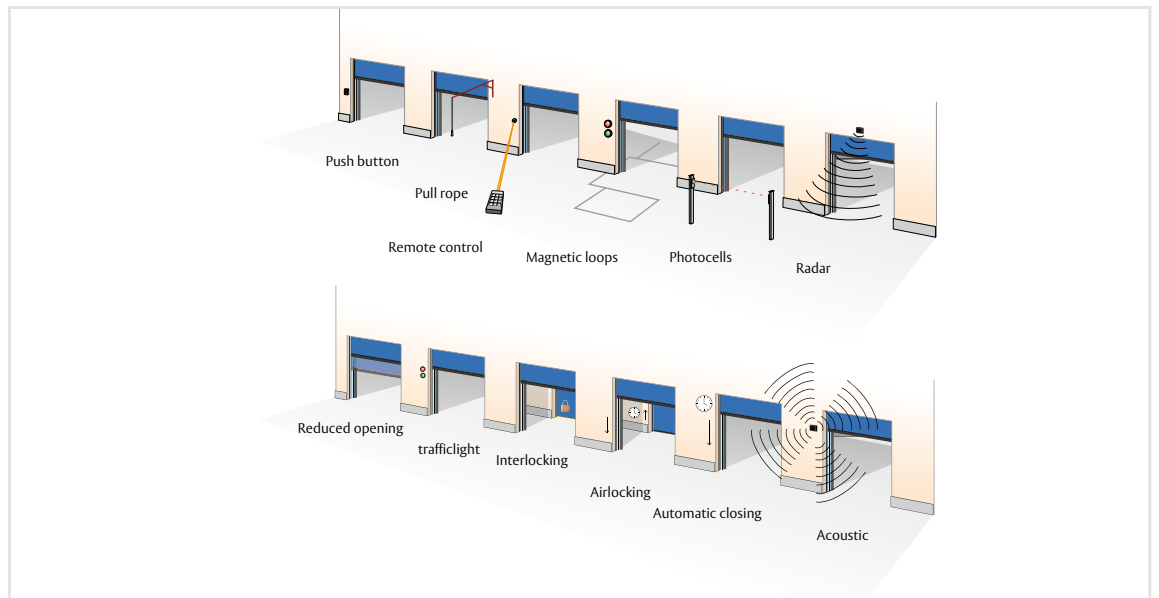
Dimensional specifications












Windows and Vision panels



Options access and automation



Standard available colours

 Signal yellow RAL 1003	 Flame red RAL 3000	 Moss green RAL 6005	 Jet black RAL 9005	 On request Other colours
 Pure orange RAL 2004	 Ultramarine blue RAL 5002	 Light grey RAL 7035	 White RAL 9010	