

Overhead sectional door

ASSA ABLOY OH1042P

ASSA ABLOY

ASSA ABLOY Entrance Systems

The global leader in
door opening solutions



The next generation of overhead sectional doors

Modern, robust and flexible, the new ASSA ABLOY OH1042P from ASSA ABLOY Entrance Systems is designed to keep your business moving – for all duties and in all weathers. Filled with innovation, and superbly well insulated, this rugged, attractive overhead sectional door gives you the highest number of options at the lowest possible running cost. This high quality door is the perfect choice for warehouses, logistics centers and all kinds of business premises.

Each part of the ASSA ABLOY OH1042P overhead sectional door is built to the highest standards. The combination of wind-resistant reinforced panels and a class 3 certification for water tightness, wind load and air permeability give you a door that looks better and performs longer. Small innovations that make a big difference to the buildings they protect.

Choosing from nine standard outdoor colors, or your own factory painted color for both the inside and outside. Available with different sizes, panels, window configurations, locks, handles and pass doors, the ASSA ABLOY OH1042P overhead sectional door is perfectly suited to every kind of industrial need.

Glazing

Glazing alternatives vary from full-vision panels to individual windows in a rectangular or oval shape. The windows are available in acrylic or hardened glass.

Pass-door option

The pass-door width is 900 mm, satisfying today's market demands. This low threshold pass-door is designed with a sturdy, wide aluminum profile of only 30 mm. The profile gives an unobstructed passage and is ribbed, minimizing the risk of slipping.

Standard colours

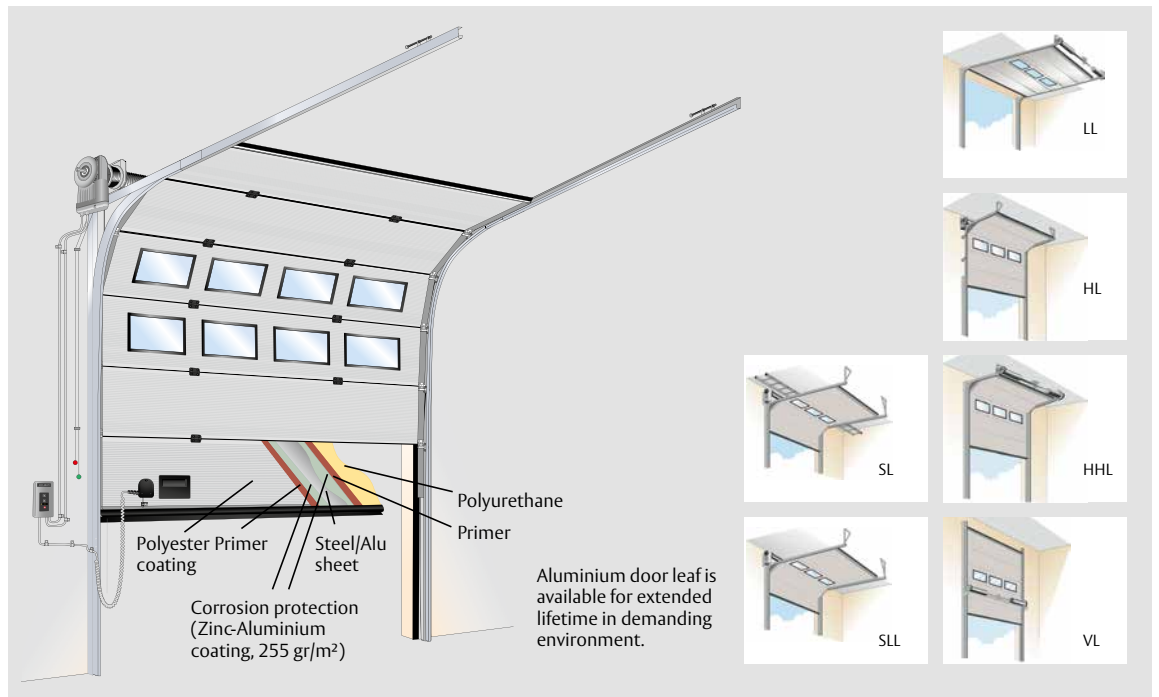
The steel ASSA ABLOY OH1042P overhead sectional door is available in 9 pre-coated outside colours. The inside colour is RAL 9002, Grey white. The aluminium ASSA ABLOY OH1042P is available in 3 pre-coated outside colours with natural aluminium inside.

Technical Data

Standard size up to (W x H) ¹	8000 x 6000 mm
Panel thickness	42 mm
Windows	optional
Pass-door	optional
Access and Automation	optional
Wind load, EN 12424 ²	class 3
Thermal transmittance, EN 12428 ³	
Full panel steel door	1,0 W/(m ² K)
Full panel aluminium door	1,1 W/(m ² K)
Water penetration, EN 12425 ⁴	class 3
Air permeability, EN 12426 ⁴	class 3

1) Other sizes on request 2) Without pass-door. Higher wind load classification on request 3) Door size 5000 x 5000 mm 4) Without pass-door

Dimensional specifications



Panel options



Low threshold pass-door
The 900 mm wide low threshold pass-door is designed with a sturdy and wide aluminium bottom profile of only 30 mm.



Full vision panels with windows
Several different types of windows in single or double acrylic (frosted or tinted) or hardened glass are available.




Normal pass-door with 180 mm threshold
This pass-door is constructed with the standard bottom section and bottom seal. A reinforcement truss ensures the door's sturdiness and resistance to wind load.




Windows
Several variations of windows in different materials with burglar resistant frames are available.


Options access and automation



Assisted manual operation
Two different types of chain hoist are available, depending on door weight.

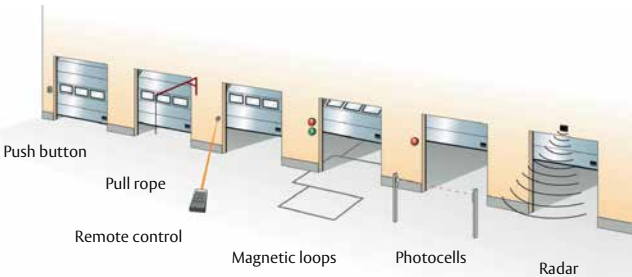


All manual ASSA ABLOY doors can be upgraded with electric operators and automation.



Complete lock including handle and cylinder for both sides or inside only. Any door equipped with an electrical lock can be remotely locked by means of a switch or via a PC. Lock mode can be monitored.

Inside Outside



Push button Pull rope Remote control Magnetic loops Photocells Radar

Standard available outside colours

Steel	 Yellow RAL 1021	 Green RAL 6005	 Grey white RAL 9002	 White Aluminium RAL 9006	 White RAL 9010
	 Red RAL 3002	 Anthracite grey RAL 7016	 Jet black RAL 9005	 Aluminium grey RAL 9007	 On request
	 Blue RAL 5010	 Chocolate brown RAL 8017			 Other colours
Aluminium	 Blue RAL 5010	 White RAL 9010	 White Aluminium RAL 9006	 On request	 Other colours